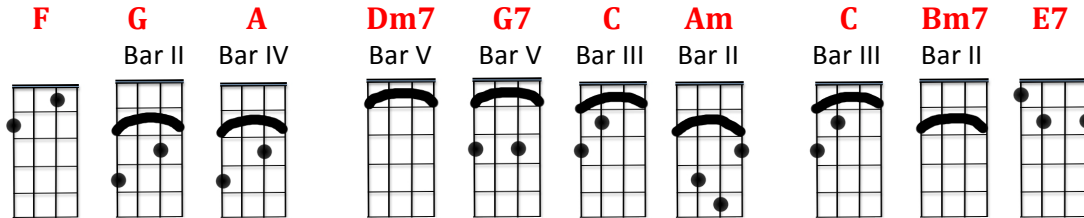


# Lady Madonna

The Beatles 1968



## ALTERNATE CHORDING




Hea - ven sent || Friday... suitcase. Sunday... nun || See how they run  
Monday's .. bootlace

## INTRO

A D A D A D F A


A D A D D A D F G A  
Lady Madonna, children at your feet. Wonder how you manage to make ends meet.



A D A D D  
Who finds the money when you pay the rent.

A D F G A  
Did you think that money was hea-ven sent?

Dm7 G7 C Am  
Friday night arrives without a suitcase. Sunday morning creeping like a nun.



Dm7 G7 C Bm7 E7  
Monday's child has learned to tie his bootlace. See how they'll run.



A D A D  
Lady Madonna, baby at your breast.

A D F A  
Wonder how you manage to feed the rest.

A D A D A D F A

**Dm7** **Dm7** **C** **Am**  
Ba ba ba ba, ba ba ba ba ba, ba ba ba ba, ba ba ba, ba ba, ba ba,  
**Dm7** **Dm7** **C** **Bm** **E7** **E7**  
Ba ba ba ba, ba ba ba ba ba, See how they'll run.

The image shows two staves of musical notation for guitar. The first staff starts at measure 3 and contains the lyrics 'ba ba ba ba' and 'ba ba ba ba ba'. It features chord diagrams for Dm7, C, and Am. The second staff starts at measure 7 and contains the lyrics 'ba ba ba ba' and 'See how they run.'. It features chord diagrams for Dm7, C, Bm7, and E7. The notation includes a treble clef, a key signature of two sharps (F# and C#), and a 3/4 time signature. The lyrics are written below the notes, with some words underlined.

**A** **D** **A** **D**  
Lady Madonna, lying on your bed.  
**A** **D** **F** **G** **A**  
Listen to the music playing in your head.

A D A D A D FG A

**Dm7** **G7**  
Tuesday afternoon is never ending,  
**C** **Am**  
Wednesday morning papers didn't come.  
**D7** **G7**  
Thursday night your stockings needed mending.  
**C** **Bm7** **E7**  
See how they'll run.

**A** **D** **A** **D**  
Lady Madonna, children at your feet.  
**A** **D** **F** **G** **A**  
Wonder how you manage to make ends meet.

A D F A

=====

\$\$

E E E E E E S S E E E E E E S S E

|                 |                 |
|-----------------|-----------------|
| -----2-         | -----2-         |
| -----0-0-3s4--- | -----0-0-3s4--- |
| -0-0-3-4-----   | -0-0-3-4-----   |
| -----           | -----           |

To Db1. Coda

E E E E E E E E E E E E E E

|               |                     |
|---------------|---------------------|
| -----         | -----               |
| -----0-0-2-2- | -3-3-5-5-7-7-7-7\-- |
| -0-0-3-4----- | -----               |
| -----         | -----               |

E E E E E E S S E E E E E E S S E E E E E E E E E E E E E E

|                 |                 |               |                   |
|-----------------|-----------------|---------------|-------------------|
| -----2-         | -----2-         | -----         | -----             |
| -----0-0-3s4--- | -----0-0-3s4--- | -----0-0-2-2- | -3-3-5-5-7-7-7-7- |
| -0-0-3-4-----   | -0-0-3-4-----   | -0-0-3-4----- | -----             |
| -----           | -----           | -----         | -----             |

1st & 2nd Verses

E E

|                   |                   |                   |                   |
|-------------------|-------------------|-------------------|-------------------|
| -----             | -----             | -----             | -----             |
| -----             | -5-5-3-3-2-2-0-0- | -----             | -----2-2-         |
| -5-5-3-3-2-2-0-0- | -----             | -3-3-2-2-0-0----- | -0-0-2-2-3-3----- |
| -----             | -----             | -----3-3-         | -----             |

E E E E E E E E E E E E H H H H

|                   |                   |               |             |
|-------------------|-------------------|---------------|-------------|
| -----             | -----             | -----         | -----       |
| -----             | -5-5-3-3-2-2-0-0- | -----         | -2-----     |
| -5-5-3-3-2-2-0-0- | -----             | -3-----2----- | -----       |
| -----             | -----             | -----         | -----0----- |

**Chorus**

\$

E E E E E E S S E E E E E E S S E

|                  |                 |
|------------------|-----------------|
| -----2-          | -----2-         |
| o-----0-0-3s4--- | -----0-0-3s4--- |
| o-0-0-3-4-----   | -0-0-3-4-----   |
| -----            | -----           |

E E E E E E E E E E E E

|               |                 |
|---------------|-----------------|
| -----         | -----2-2-2-2\-- |
| -----0-0-2-2- | -3-3-5-5-----   |
| -0-0-3-4----- | -----           |
| -----         | -----           |

1.

To Coda

E E E E E E S S E E E E E E S S E E E E E E E E E E E E E E

|                 |                 |               |                   |
|-----------------|-----------------|---------------|-------------------|
| -----2-         | -----2-         | -----         | -----             |
| -----0-0-3s4--- | -----0-0-3s4--- | -----0-0-2-2- | -3-3-5-5-7-7-7-7- |
| -0-0-3-4-----   | -0-0-3-4-----   | -0-0-3-4----- | -----             |
| -----           | -----           | -----         | -----             |

|-----|-----|-----|-----|

**Interlude**

|                   |                   |                   |                       |
|-------------------|-------------------|-------------------|-----------------------|
| E E E E E E E E   | E E E E E E E E   | E E E E E E E E   | E E E E +E E +E E     |
| -----             | -----             | -----             | -----                 |
| -----             | -5-5-3-3-2-2----- | -----             | -----                 |
| -5-5-3-3-2-2----- | -----5-5-         | -3-3-2-2-0-0----- | ---2-3-5-(5)-7-(7)-3- |
| -----5-5-         | -----             | -----3-3-         | -5-----               |

|                   |                   |            |              |
|-------------------|-------------------|------------|--------------|
| E E E E E E E E   | E E E E E E E E   | H H        | H Q Q        |
| -----             | -----             | -----      | -----        |
| -----             | -5-5-3-3-2-2----- | -----      | -2---2--2--o |
| -5-5-3-3-2-2----- | -----5-5-         | -3---2---- | -----o       |
| -----5-5-         | -----             | -----      | -----        |

2.

D.S. al CodD.S.S. al Dbl. Coda &&

|                    |               |                        |                                |
|--------------------|---------------|------------------------|--------------------------------|
| E E E E E E E E    | H E Q E       | <sup>2/4</sup> E E E E | <sup>4/4</sup> E E E E E E E E |
| -----              | -----         | -----                  | -----                          |
| -----              | -2---2-2--2-- | -3-3-5-5-              | -----                          |
| -3-3-5-5-7-7-7-7\- | -----         | -----                  | -12-0-0-0-2-2-2-2--            |
| -----              | -----         | -----                  | -----                          |

|                 |       |                   |
|-----------------|-------|-------------------|
| Q E E +H        | W     | E E E E +H        |
| -----           | ----- | -----*            |
| -----           | ----- | -----*            |
| -3--2-0-(0)---- | ----- | -3-3-2-0-(0)----* |
| -----           | ----- | -----*            |

**Duration Legend**

-----

- W - whole;
- H - half;
- Q - quarter;
- E - 8th;
- S - 16th;
- T - 32nd; X - 64th;
- a - acciaccatura
- + - note tied to previous;
- . - note dotted;
- .. - note double dotted

Uncapitalized letters represent notes that are staccato (1/2 duration)

Irregular groupings are notated above the duration line

Duration letters will always appear directly above the note/fret number it represents the duration for.

Duration letters with no fret number below them represent rests.

Multi- bar rests are notated in the form Wxn, where n is the number of barsto rest for.

Low melody durations appear below the staff

**Tablature Legend**

```

-----
h   - hammer-on
p   - pull-off
b   - bend
pb  - pre-bend
r   - bend release (if no number after the r, then release immediately)
/\  - slide into or out of (from/to "nowhere")
s   - legato slide
S   - shift slide
    - natural harmonic
[n] - artificial harmonic
n(n) - tapped harmonic
~   - vibrato
tr  - trill
T   - tap
TP  - trem. picking
PM  - palm muting
\n/ - tremolo bar dip; n = amount to dip
 \n - tremolo bar down
 n/  - tremolo bar up
/n\ - tremolo bar inverted dip
=   - hold bend; also acts as connecting device for hammers/pulls
<> - volume swell (louder/softer)
x   - on rhythm slash represents muted slash
o   - on rhythm slash represents single note slash

```

#### Misc Legend

```

-----
|   - bar
||  - double bar
||o - repeat start
o|| - repeat end
*|  - double bar (ending)
:   - bar (freetime)
$   - Segno
&   - Coda
Tempo markers - = BPM(8/16=s8/s16), where s8 = swing 8ths, s16 = swing 16ths

```